

VIBRAPHONE

left hand:  
bow

right hand:  
mallet no 3 - vibe mallet  
mallet no 4 - bend mallet

to Anton & Hans Lindström

# TWO OF A KIND

FOR VIOLIN AND VIBRAPHONE WITH CROTALES

## II

### THE MACHINES ARE DREAMING

Daniel Berg (2017)

Free - rubato

♩ = 44

Violin

*sempre p*

Vibraphone with slow motor

*sempre p*

*mallet*

*mallet*

*mallet*

*mallet mallet*

*bow*

*bend-mallet*

*flageolet*

4

Vln.


Vib.


*Ped.*


a little faster

$\text{♩} = 52$


7


Vln. 


Vib. 

Ped. 

10

Vln. 

Vib. 

Ped. 

13

Vln.

Vib.

Ped.

Detailed description: This system contains measures 13, 14, and 15. The Violin (Vln.) part is in treble clef and features a melodic line with slurs over measures 13-14 and 14-15. The Vibraphone (Vib.) part is in treble clef and provides a rhythmic accompaniment with eighth notes and slurs. A 'Ped.' (pedal) marking is present at the beginning of measure 13, with arrows indicating the pedal point on the notes G2 and C3. The system concludes with a brace under the Vibraphone part.

16

Vln.

Vib.

Ped.

rit. . . . .

Detailed description: This system contains measures 16, 17, and 18. The Violin (Vln.) part is in treble clef and features a melodic line with a slur over measures 16-18. A 'rit.' (ritardando) marking is placed above the staff, with a dashed line extending to the right. The Vibraphone (Vib.) part is in treble clef and provides a rhythmic accompaniment with eighth notes and slurs. A 'Ped.' (pedal) marking is present at the beginning of measure 16, with arrows indicating the pedal point on the notes G2 and C3. The system concludes with a brace under the Vibraphone part.

Free - rubato

♩ = 44

19 -

Vln.

Vib. *mallet* *bow* *bow*

Ped. *bow* *mallet* *bow*

Vln.

Vib. *To Crot.* *Crotales*

*Drop mallets and play vibe with bow in right hand.* *Prepare Crotales with your left hand*

Vln.

Crot.